

TRR 2013 INFO PACKET

A compilation of important info from www.textilerverregatta.org

TRR 2013 INFO PACKET	1
PARKING	2
Team Tent Locations	3
Trash vs. Recycling	3
LAUNCHING	4
Hot Seating	4
LAUNCHING AT THE BOATHOUSE DOCKS	5
MISCELLANEOUS	6
AREA MAP AND PARKING DETAIL	7
ABOUT YOUR BOAT	8
Coaches and Coxswains/Bowman Meeting	8

Dear Coaches and Competitors,

Over the last decade we have taken your feedback, implemented more complex logistics, brought on partners such as the City of Lowell, UML, Lowell HS, Department of Conservation and Recreation and local property/business owners. With everyone's help we have over doubled the size of our regatta. This year we have grown by an additional 16% over last year. For some of us that have worked the regatta for years, it seems just yesterday that we were timing the race with synchronized watches and posting results on index cards! The race now has topped 700 boats and 3800 competitors!

It has become not only the largest race on the Merrimack River, but one of the largest events in New England. This note is to re-emphasize some logistics from our past years of regattas and to notify you of some important changes to this year's regatta. Our philosophy continues to be to maintain a fun but competitive atmosphere with minimal restrictions on your teams and allowing you to kick off the head-racing season in style. We ask that you disseminate this information widely to your teams, alumni, parents, athlete friends, etc. so that there are minimal surprises on Sunday and retain the fun attribute that we like to emphasize.

As we approach the 'big day' we'd like to remind everyone that for many, this is not only the first race of the season but the first race of their lives. The TRR has generally earned a reputation as an easygoing regatta for a coach to test 'race day logistics', a crew to cut its teeth in a headrace or a warm up for the upcoming successful season for those more experienced. The volunteers that run the regatta would like to maintain that spirit and remind coaches and coxswains of some venue specific protocols to make the day a success for the individual, your team, and the regatta as a whole.

PARKING

Traffic patterns and Parking - We highly encourage those arriving on Sunday to review the posted maps in regards to traffic patterns and Parking. There is limited 'crossing' of the median, one lane traffic approaching from the "west" and two lanes approaching from the "east". Although there is plenty of parking you need to "know your regatta destination". Most important ONLY CROSS THE MEDIAN AT A CROSSWALK. There are police posted to ensure a safe crossing.

Trailer arrival - We highly encourage trailers to arrive Saturday afternoon. For TRR newbie's, arrival after 6:30 or 7am on Sunday will be difficult "at best". Please bring a traffic cone to place at the rear of your trailer. We hire overnight security. If you park in the 'trailer parking lot' near the boathouse, plan on staying until 3pm race day. Trailers can be left in this lot; tow vehicles must be unhitched.

IF YOU MUST ARRIVE WITH A TRAILER BEFORE 2PM on Saturday – use the breakdown lane of the boulevard, and make sure your trailers are below the marked Vendor parking area.

Boulevard Parking - This is a very limited resource and the only viable location for the majority of the 'trailer parking'. Parking along the boulevard is reserved for EMERGENCY VEHICLES, VENDORS, BOAT TRAILERS and a few PERMITTED support vehicles. The street will be properly posted according to local ordinances. Please take this into consideration as you may be towed. ALL trailer drivers should come to Check-In to get a truck permit. This will require you to note the license of the trailer and vehicle as well as your name/cell phone number.

Pavilion Area - This is the grass area, with stage near the bathhouse/beach. This is to be used for boat rigging and storage. Please do not park any trailers on the grass.

Bus Parking - Bus parking is in the main lot, we encourage early arrival race day.

Singles Drop Off - For those that are new to our venue, we highly encourage competitors and teams to launch from the beach area. There is a dock option, but the beach itself accommodates a larger volume of boats at any given time. We encourage people to arrive Saturday or early on Sunday. There are 3 opportunities to drop off your single on race day. You will have to be traveling west to east on the boulevard [water side]. At the two boathouse parking lot entrances, you can parallel park, unload and then drive off. At the finish line parking lot you can drive in, unload and drive out. In both cases, it is expected that you will be in/out in 5 minutes or less.

Spectator Parking - The main "Regatta Field" lot is directly across the boulevard close to the boathouse and along the last 1000m of the racecourse. There is an additional 'overflow' lot about 2/10ths of a mile upstream from the boathouse. We have worked with the lot owners to get special permitting and insurance to utilize this space. Again, we encourage people to use these lots as local street parking is limited and business lots prohibit parking. A few years ago we had approximately 10 cars towed from a local business without warning.

HP Parking - Please reference the online map. There are a few HP spots at the boathouse, a few at the finish line parking lot and a few at the beach launch. Additionally the local owner of JJBoomers has allowed us to use the marked spots in his business lot. This is located at the "overflow parking". There is no cost to park for any of these spots.

Shuttle - The overflow parking area has an accessible-ready van that will run regularly from 9am to 3:30 pm. The expected wait is less than 20 minutes. The van will stop at the cross walks along the boulevard to provide access to the venue. Although available to all, the van is meant for those that cannot walk the distance please respect this! All crosswalks have accessible curb cuts.

Leaving the Regatta at the end of the day. We've posted a deep discussion on how to best leave the regatta at the end of the day. There is always significant traffic congestion at the end of the regatta, mainly because everyone wants to go back over the Rourke Bridge. In fact, there are many escape routes away from the boathouse. Read more here: www.textilerverregatta.org/leaving

Coaches and rowers – pass this along to your family and friends so that they can get out of town by sundown.

Team Tent Locations

Please note that the venue "mid-point" is about 200 feet downstream from the 'main parking lot'. If you are at, or below this point, it is a huge advantage to launch from the beach vs. traveling the walkway through the vendors to the boathouse.

If you reserved a Team Tent Space location, visit the map on this page to see where your team is located. This is the definitive link to share with your team, parents and supporters:

www.textilerverregatta.org/teamtents

If you did not reserve a Team Tent Space, the venue is approximately 80% free and clear for your tent site when you arrive, but please stay well clear of the Vendor area, the Boathouse and main Trailer lot, and please honor any other spaces that have been assigned to teams or other entities. The later you arrive, the further downriver you will be, and you will be very inclined to launch your crews from the beach. The additional advantage of moving downriver is that you will be more likely to have curb space for your trailer in the proximity of your team tent.

Note that Team Tents are NOT intended for rigging your boats. Instead, keep your Team Tents in a community arrangement with other teams, and do the same with your boats in a communal rigging area. In other words, be efficient with your space usage wherever possible.

Trash vs. Recycling

As part of your registration package you will get two 'trash bags' - One clear, one white. Clear = bottles/cans. White = trash. You will notice that during the day we have invested in a "green team" to collect, sort and recycle our venue. If you fill your bag, please empty it as the day goes on at an appropriate collection point along the boulevard.

Interesting Fact: It's been tradition for the past 5 years that your humble regatta directors Carl and Jay will drive the boulevard - well after everyone has departed - to collect your trash into Jay's really big truck. We do have better things to do and we do have day jobs to go to on Monday, but we use this time to reflect on the day and in effect, this is our kickoff meeting for next year's regatta. Just the same, the less trash we have to load on the truck, the better.

LAUNCHING

To paraphrase the old phrase, we're launching 10 pounds of boats in 5 pounds of dock. So please review the schedule and understand the scheduling of your event in relationship to others.

For these large events with longer launch lines, your crew would benefit with 2 "sling helpers" to give the athletes a rest if needed. Have your support crew with oars ready to move quickly once you are on the docks. Our nominal goal for this year is for your boat to be launched within 60 seconds of your hull touching the water; Push off, have the bow pair row away while the stern 6 ties up, then row stern 6 while the bow pair ties in.

Launch Calls will be made on the boathouse public address system, and also on Twitter at @textilerr. We may have live TRR Radio broadcasting the live audio on Shoutcast. If this is working by race day, check on the www.textilerverregatta.org home page for connection details.

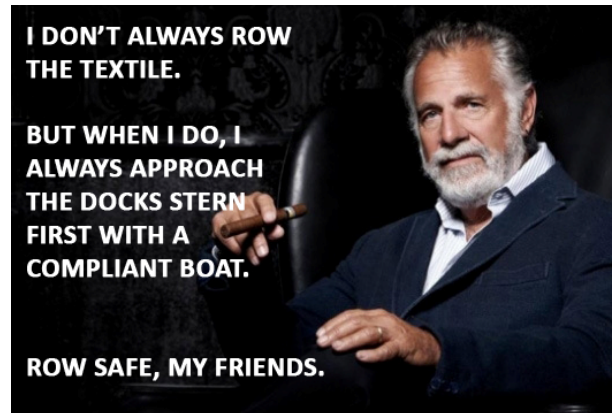
Before you approach the launch area think about the logistics of launching the boat with the bow upstream. If you use the dock at the beach, you have to approach bow first, if you wet launch stern first. If you use the dock at the boathouse you will have to go to the dock STERN FIRST. It is nearly IMPOSSIBLE to rotate boats once you enter the realm of the Dockmaster!

Launch Prep – ensure your oars are in the staging areas at the launch location.

At the boathouse - the dock area will be restricted and maximum of 2 "helpers" for oars and shoes will be allowed for an 8+. No photographers on the dock without Dockmaster approval; please hold off and get to a vantage point along the wall.

Hot Seating

There are occasions that you will immediately launch a new crew upon return of the boat. Have the second crew ready and waiting. If you are launching from the boathouse please notify the person lower Dockmaster so that he can expedite your boat back to the docks. We have to find space for your boat on the "outside" of the dock, where normally it would return on the "inside" of the dock.



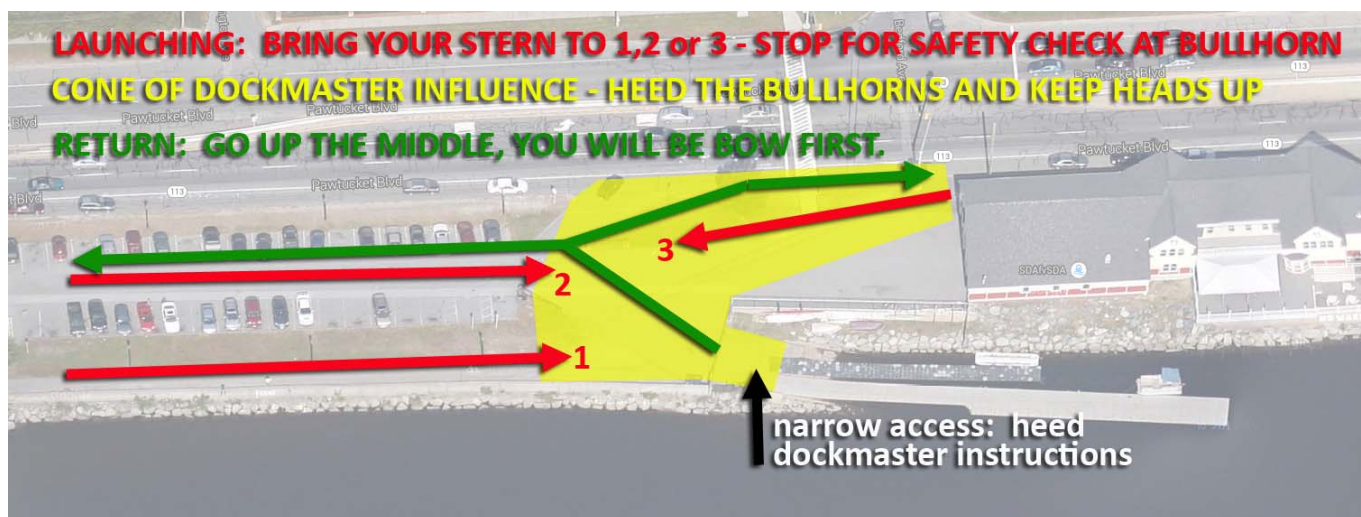
LAUNCHING AT THE BOATHOUSE DOCKS

At the main Boathouse Docks there will be THREE queues for boats. Approach the queues STERN-FIRST so that your boat has the bow pointing up-river. Turning 4s and 8s in Times Square is nearly impossible once we are underway. The Beach area has a wider accommodation for launching and has less overall traffic issues.

Early-Morning 1x rowers – you are free to set up in the immediate grass areas around Times Square, but please CLEAR THIS AREA QUICKLY after your event. We will have big boats coming through this area in a hurry, and your boat is guaranteed to get damaged by an errant rigger or worse.

See the map below. Bring your STERN to position 1, 2 or 3 and yield to the bullhorn for safety inspection (heel ties and bow ball) and await next instructions. Do your best to have your bow number in the rough sequence of others in your event, plus or minus 10 bow numbers should do fine. If you are worried you might be late for your event, have your COXSWAIN approach the Dockmaster with an expedite request. The Dockmaster will perform amazing feats of real-time math in his head and will calculate whether or not to grant your request to jump the queue. Double woe will be brought down on the crew that is advanced and then fails the safety inspection.

Once on the docks, the lower Dockmaster will assign your launch slot. Put in, load the oars and coxswain quickly. Shove off and tie up on the water. Goal is to shove within 60 seconds of hull on water.



- **PLEASE:** Have your COXSWAIN leading the boat to the boathouse Dockmaster STERN FIRST. The Dockmaster and his agents will only speak with the coxswain so that we don't inadvertently ask two ends of the boat to go in two or more different directions. All requests and instructions will only be given to the coxswain of the boat.
- **PLEASE:** We're hoping for the QUIETEST dock operation ever. You're having fun, the chatter is high, but once you get to the docks, let's get serious and pay attention to the environment. In short, the less bullhorn, the better.

Know your place in space and time. Check the Start Area Detail and Notes on the website which will be very helpful for novice crews: www.textilerverregatta.org/maps

MISCELLANEOUS

Regatta Check-In Office: Located at the 'front desk' at the Lowell Boathouse. You need to check-in at the regatta, make any final payment and waiver adjustments, and pick up your registration packet which contains your bib and bow number.

Spectators: There is significant space available for spectators at the venue. We request that spectators stay in the 'grass areas' along the course. They will be asked to move if congregating along the 'asphalt areas'. Handicapped parking is available near the boathouse and also in the lot 500m westbound in the parking area shown on the maps below, with shuttle bus access. Instruct your friends and family that there is ample level-ground viewing along the river downstream of the boathouse. See the map below. The finish line is approximately 800m downriver of the boathouse. The Start line is approximately 3 miles upriver and is inaccessible for spectators. Best photo ops of crews in action are along the river walk; returning boats will be traveling upstream very close to shore and normally eager to pose for pictures.

Bathroom Facilities: The bathhouse and boathouse do have public bathrooms. There are 'pods' of Porta-Potties liberally scattered throughout the venue.

Results & Medals: Results will be posted at the vendor area and you may pickup medals there too.

Trailer arrival: The venue is available after 2PM Saturday. If the main trailer lot has not yet been secured, park trailers in the eastbound breakdown lane until the lot is available. See PARKING.

General and Team Parking: See PARKING.

Traffic Pattern: Crews should remain along the boathouse shore when traveling to the starting line.

First Aid Location: There will be an EMT parked immediately downstream from the boathouse.

Shell Storage/handling: There is no rack space available at this venue. All crews should bring their own blocks/slings. When approaching the dock in largely subscribed races it is advised to have a coach or support crew with slings to assist the crew. **At the boathouse, crews should approach the docks stern first.**

Garbage Removal: Trash bags accompany every registration package. Please collect your trash and deposit around the trash barrels distributed at the venue. Additionally this year we have implemented a recycling program. You will find appropriate containers and some volunteers collecting recycling during the day.

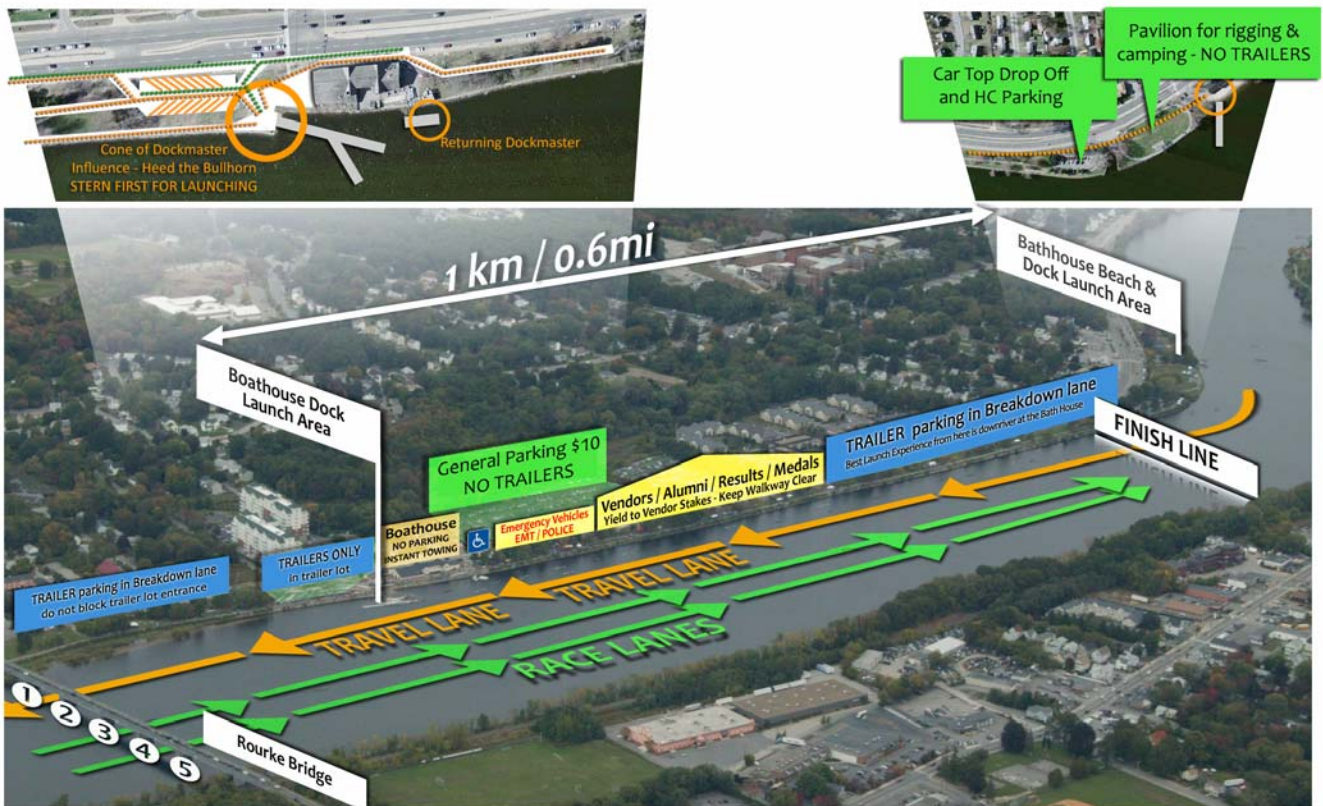
Voiding: There shall be **no** urination in the river or ejection of other flotsam; a violation results in immediate disqualification from the regatta. Bet you didn't know what "voiding" meant until you read this, right?

AREA MAP AND PARKING DETAIL

Green is good. Red = Please Tow My Vehicle. Blue = TRAILERS ONLY. The map shows the bus parking area to the right of the \$10 lot, and this is also available for trailer parking.



Below is a wide angle view of the venue. If your camp and trailer is downriver (to the right) of the Vendor area, you really want to launch from the Bathhouse Beach and Dock Area.



ABOUT YOUR BOAT

Important features for your equipment:

- All shells must have a bow ball.
- All shells must have heel tie-downs that do not allow the rower to raise heels more than 3" from the footboard.
- Woe unto the crew who arrives at the docks and fails an inspection by the Dockmaster and his Safety Agents equipped with bullhorns and other implements of ridicule.
- Bibs should be affixed to the person sitting BOW. Not the coxswain, not the stroke. The BOW seat.
- We provide the bow number, but we really need them back. If we fail to collect it upon your return, please return it to the Dockmaster or to the Check-In desk.

AT the TRR we sometimes 'pre-inspect' and 'mark' boats for common safety issues. We place a small color-coded sticker at your bow when a boat has been pre-inspected. Coaches please check each boat no matter how "new" as soon as you unload it from your trailer. Failure to do so will only cause delays at the docks and possibly late start arrival times for your crews.

Coaches and Coxswains/Bowman Meeting

Time: 7:10AM. MANDATORY MINIMUM ONE REPRESENTATIVE FROM EACH CLUB/SCHOOL.

Please attend the meeting at 7:10am sharp on Sunday morning. All important information is reviewed. New for 2013 – MANDATORY ATTENDANCE BY AT LEAST ONE MEMBER FROM EACH CLUB OR SCHOOL. This is a new USRowing guideline which we will enforce by taking attendance. But let's have some fun: Plan ahead with your team on how you will respond to your name during roll call; anything from a synchronized beauty pageant wave to a Team Scream is an acceptable way to confirm you are in attendance.

Location: In front of the boathouse boat bays. We MAY be broadcasting the whole day live on Shoutcast.com Internet radio if we can get the technical details covered. Visit www.shoutcast.com and search for "textile" to find the Textile River Regatta 2013 channel. If you hear live voices, then it's up and running. If you only hear music, then it's not. You can get links to the stream from our homepage at www.textileriverregatta.org on game day.

Questions? Write to info@textileriverregatta.org or on race day, ask any TRR volunteer wearing a regatta STAFF shirt.